



ABBREVIATIONS

Alt = Alternate(ing)
Beg = Begin(ning)
Cont = Continue(ity)
Dec = Decrease(ing)
Inc = Increase(ing)
K = Knit
K2tog = Knit next 2 stitches together
Kfb = Increase 1 stitch by knitting into front and back of next stitch

P = Purl
P2tog = Purl next 2 stitches together
P2togtbl = Purl next 2 stitches together through back loops
Pat = Pattern
Rem = Remai(ning)
Rep = Repeat
RS = Right side
Sl1P = Slip next stitch purlwise

Ssk = Slip next 2 stitches knitwise one at a time. Pass them back onto left-hand needle, then knit through back loops together.
St(s) = Stitch(es)
Tog = Together
WS = Wrong side

KNIT | SKILL LEVEL: INTERMEDIATE

GAUGE

12 sts and 16 rows = 4" [10 cm] in stocking stitch with larger needles.

SIZES

To fit bust measurement

XS/S 28-34" [71-86.5 cm]
M 36-38" [91.5-96.5 cm]
L 40-42" [101.5-106.5 cm]
XL 44-46" [112-117 cm]
2/3XL 48-54" [122-137 cm]
4/5XL 56-62" [142-157.5 cm]

Finished bust

XS/S 38" [96.5 cm]
M 41" [104 cm]
L 45" [114.5 cm]
XL 49" [124.5 cm]
2/3XL 56" [142 cm]
4/5XL 63" [160 cm]

INSTRUCTIONS

The instructions are written for smallest size. If changes are necessary for larger size(s) the instructions will be written thus (). Numbers for each size are shown in the same color throughout the pattern. When only one number is given in black, it applies to all sizes.

MATERIALS

Patons® Classic Wool Bulky™ (3.5 oz/100 g; 78 yds/71 m)

Sizes	XS/S	M	L	XL	2/3XL	4/5XL	
Contrast A Dark Gray Heather (89042)	3	3	3	4	4	4	balls
Contrast B Vermilion Red (89705)	3	3	3	4	4	5	balls
Contrast C Gold (89610)	1	1	1	1	1	1	ball
Contrast D Med. Gray Heather (89044)	1	1	1	1	1	1	ball
Contrast E Aran (89008)	4	4	4	5	5	5	balls

Sizes U.S. 10½ (6.5 mm) and U.S. 11 (8 mm) knitting needles **or size needed to obtain gauge.** Separating zipper.

BACK

With A and smaller needles, cast on **58** (62-66-74-86-94) sts.

1st row: (RS). *K2. P2. Rep from * to last 2 sts. K2.

2nd row: *P2. K2. Rep from * to last 2 sts. P2.

Rep last 2 rows (K2. P2) ribbing for 2" [5 cm], ending on a 2nd row and **dec 1** (dec 1-inc 1-dec 1-dec 1-inc 1) st at center of last row. **57** (61-67-73-85-95) sts.

Change to larger needles and work Chart I (I-I-II-II-II) in stocking st until row 50 of chart is complete, reading **knit** rows from **right** to left and **purl** rows from **left** to right. *Charts I and II are shown on page 5.*

Shape raglans: Keeping cont of chart, cast off **2** (2-2-3-3-3) sts at beg of next 2 rows. **53** (57-63-67-79-89) sts.

Size 4/5XL only: 1st row: (RS). K1. K2tog. Work chart to last 3 sts. ssk. K1.

2nd row: P1. P2togtbl. Work chart to last 3 sts. P2tog. P1. Rep last 2 rows 4 times more, then 1st row once. 67 sts. Work 1 row even from chart.

Sizes M, L, XL, 2/3XL and 4/5XL only: 1st row: (RS). K1. K2tog. Work chart to last 3 sts. ssk. K1.

2nd row: P1. P2togtbl. Work chart to last 3 sts. P2tog. P1.

3rd row: As 1st row.

4th row: Work even from chart. Rep last 4 rows (0-2-3-8-6) times more. (51-45-43-25-25) sts.

Sizes XS/S, M, L and XL only:

1st row: (RS). K1. K2tog. Work chart to last 3 sts. ssk. K1.

2nd row: Work even from chart. Rep last 2 rows **15** (14-10-9) times more. **21** (21-23-23) sts.

All sizes: Cast off rem sts.

LEFT FRONT

With A and smaller needles, cast on **27** (27-31-35-39-43) sts.

1st row: (RS). *K2. P2. Rep from * to last 3 sts. K3.

2nd row: K1. *P2. K2. Rep from * to last 2 sts. P2.

Rep last 2 rows (K2. P2) ribbing for 2" [5 cm], ending on a 2nd row and inc **1** (3-2-1-3-4) st(s) evenly across last row. **28** (30-33-36-42-47) sts.

Change to larger needles and work Chart III (III-III-IV-IV-IV) in stocking st until row 50 of chart is complete, reading **knit** rows from **right** to left and **purl** rows from **left** to right. *Chart III is shown on page 6. Chart IV is shown on page 7.*

Shape raglan: Next row: Keeping cont of chart, cast off **2** (2-2-3-3-3) sts. Work chart to end of row. **26** (28-31-33-39-44) sts.

Next row: Work chart to end of row.

Size 4/5XL only: 1st row: (RS). K1. K2tog. Work chart to end of row.

2nd row: Work chart to last 3 sts. P2tog. P1.

Rep last 2 rows 4 times more, then 1st row once. 33 sts.

Next row: Work chart to end of row.

Sizes M, L, XL, 2/3XL and 4/5XL only: 1st row: (RS). K1. K2tog. Work chart to end of row.

2nd row: Work chart to last 3 sts. P2tog. P1.

3rd row: As 1st row.

4th row: Work chart to end of row.

Rep last 4 rows (0-2-3-4-1) time(s) more. (25-22-21-24-27) sts.

Size 4/5XL only: 1st row: (RS). K1. K2tog. Work chart to end of row.

2nd row: Work chart to last 3 sts. P2tog. P1. 25 sts.

Sizes XS/S, M, L and XL only: 1st row: (RS). K1. K2tog. Work chart to end of row.

2nd row: Work chart to end of row.

Rep last 2 rows **9** (8-5-1) time(s) more. **16** (16-16-19) sts.

All sizes: Shape neck: Next row: (RS). K1. K2tog. Knit to last 3 sts. Cast off rem **4** (4-5-5-5-4) sts.

Rejoin yarn and purl 1 row.

Dec 1 st at neck edge on next and following alt rows **3** (3-2-4-4-5) times more, **at same time**, dec 1 st at raglan edge (as before) until there are 3 sts.

Next row: (WS). P3.

Next row: K1. K2tog.

Next row: P2.

Next row: K2tog. Fasten off.

RIGHT FRONT

With A and smaller needles, cast on **27** (27-31-35-39-43) sts.

1st row: (RS). K3. *P2. K2. Rep from * to end of row.

2nd row: *P2. K2. Rep from * to last 3 sts. P2. K1.

Rep last 2 rows (K2. P2) ribbing for 2" [5 cm], ending on a 2nd row and inc **1** (3-2-1-3-4) st(s) evenly across last row. **28** (30-33-36-42-47) sts.

Change to larger needles and work Chart **V** (**V-V-VI-VI-VI**) in stocking st until row 55 of chart is complete, reading **knit** rows from **right** to left and **purl** rows from **left** to right. *Chart V is shown on page 6. Chart VI is shown on page 7.*

Shape raglan: Next row: (WS). Keeping cont of chart, cast off **2** (**2-2-3-3-3**) sts. Work chart to end of row. **26** (**28-31-33-39-44**) sts.

Size 4/5XL only: 1st row: (RS). Work chart to last 3 sts. ssk. K1.
2nd row: P1. P2togtbl. Work chart to end of row.
Rep last 2 rows 4 times more, then 1st row once. 33 sts.
Next row: Work chart to end of row.

Sizes M, L, XL, 2/3XL and 4/5XL only: 1st row: (RS). Work chart to last 3 sts. ssk. K1.
2nd row: P1. P2togtbl. Work chart to end of row.
3rd row: As 1st row.
4th row: Work even from chart.
Rep last 4 rows (**0-2-3-4-1**) time(s) more. (**25-22-21-24-27**) sts.

Size 4/5XL only: 1st row: (RS). Work chart to last 3 sts. ssk. K1.
2nd row: P1. P2togtbl. Work chart to end of row. 25 sts.

Sizes XS/S, M, L and XL only: 1st row: (RS). Work chart to last 3 sts. ssk. K1.
2nd row: Work even from chart.
Rep last 2 rows **9** (**8-5-1**) time(s) more. **16** (**16-16-19**) sts.

All sizes: Shape neck: Next row: (RS). Cast off **4** (**4-5-5-5-4**) sts. Knit to last 3 sts. ssk. K1.
Purl 1 row.
Dec 1 st at neck edge on next and following alt rows **3** (**3-2-4-4-5**) times more, **at same time**, dec 1 st at raglan edge (as before) until there are 3 sts.
Next row: (WS). P3.
Next row: ssk. K1.
Next row: P2.
Next row: ssk. Fasten off.

SLEEVES
With A and smaller needles cast on **30** (**30-30-34-34-34**) sts.
Work 2" [5 cm] in (K2. P2) ribbing as given for Back, inc 1 st in center of last row. **31** (**31-31-35-35-35**) sts.

Change to larger needles and work Chart VII in stocking st reading **knit** rows from **right** to left and **purl** rows from **left** to right, noting side incs on 5th row of chart and following **6th** (**4th-4th-4th-4th-4th**) rows until there are **45** (**39-39-43-43-51**) sts. *Chart VII is shown on page 6.*

Sizes M, L, XL, 2/3XL and 4/5XL only: Keeping cont of chart, inc 1 st each end of following 6th rows until there are (**47-47-51-55-55**) sts.

All sizes: Cont even working from chart until row 50 of chart is complete.

Shape raglans: Keeping cont of chart, cast off **2** (**2-2-3-3-3**) sts beg next 2 rows. **41** (**43-43-45-49-49**) sts.
1st row: (RS). K1. K2tog. Work chart to last 3 sts. ssk. K1.
2nd row: P1. P2togtbl. Work chart to last 3 sts. P2tog. P1.
3rd row: As 1st row.
4th row: Work even from chart.

Size 2/3XL only: Rep last 4 rows twice more. 31 sts.

All sizes: 1st row: (RS). K1. K2tog. Work chart to last 3 sts. ssk. K1.
2nd row: Work even from chart.
Rep last 2 rows **13** (**14-14-15-11-17**) times more. 7 sts.
Cast off.

FINISHING
Pin pieces to measurements. Cover with a damp cloth, leaving cloth to dry.
Sew raglan seams. Sew side and sleeve seams.

Zipper edging: With RS facing, A and smaller needles, pick up and knit **59** (**59-59-61-61-61**) sts evenly up Right Front edge between cast on edge and neck edge.
Knit 2 rows (garter st). Cast off knitwise (WS).
Rep along Left Front edge between neck edge and cast on edge.

Collar: With A and smaller needles, cast on 3 sts.
1st row: (WS). K3.
2nd row: (outer edge) Sl1P. Kfb. K1.
3rd row: K3. P1.
4th row: Sl1P. (Kfb) twice. K1.
5th and alt rows: Knit to last st. P1.
6th, 8th, 10th and 12th rows: Sl1P. Kfb. Knit to last 2 sts. Kfb. K1. 14 sts at end of 12th row.
14th, 16th, 18th, 20th and 22nd rows: Sl1P. Kfb. Knit to end of row. 19 sts at end of 22nd row.
24th row: Sl1P. Knit to end of row.
25th row: Knit to last st. P1.
Rep last 2 rows until Collar from beg measures **1½** (**1½-16-16-16½-16½**)" [**39.5** (**39.5-40.5-40.5-42-42**) cm] (when slightly stretched), ending on a WS row.

1st row: (RS). S1P. K2tog. Knit to end of row.

2nd row: Knit to last st. P1.
Rep last 2 rows 4 times more. 14 sts.

1st row: (RS). S1P. K2tog. Knit to last 3 sts. K2tog. K1.

2nd row: Knit to last st. P1.
Rep last 2 rows 4 times more. 4 sts.

Next row: S1P. K2tog. K1. 3 sts.
Cast off knitwise (WS).

Pin inner edge of Collar to neck edge, having cast on and cast off edges of Collar along cast off edges of neck edge and allowing RS of outer edge to be visible when Collar is turned back. Sew in position.

Sew zipper in position under edgings, taking care to match pat.

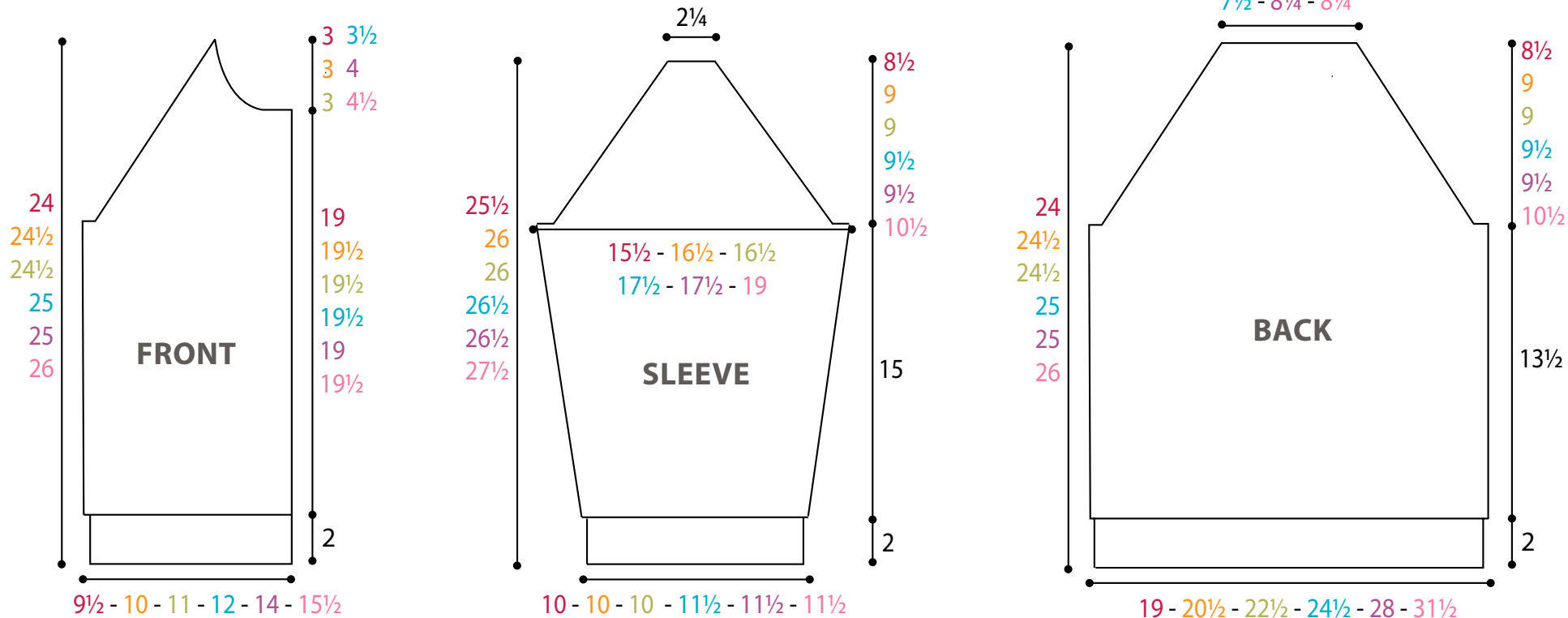



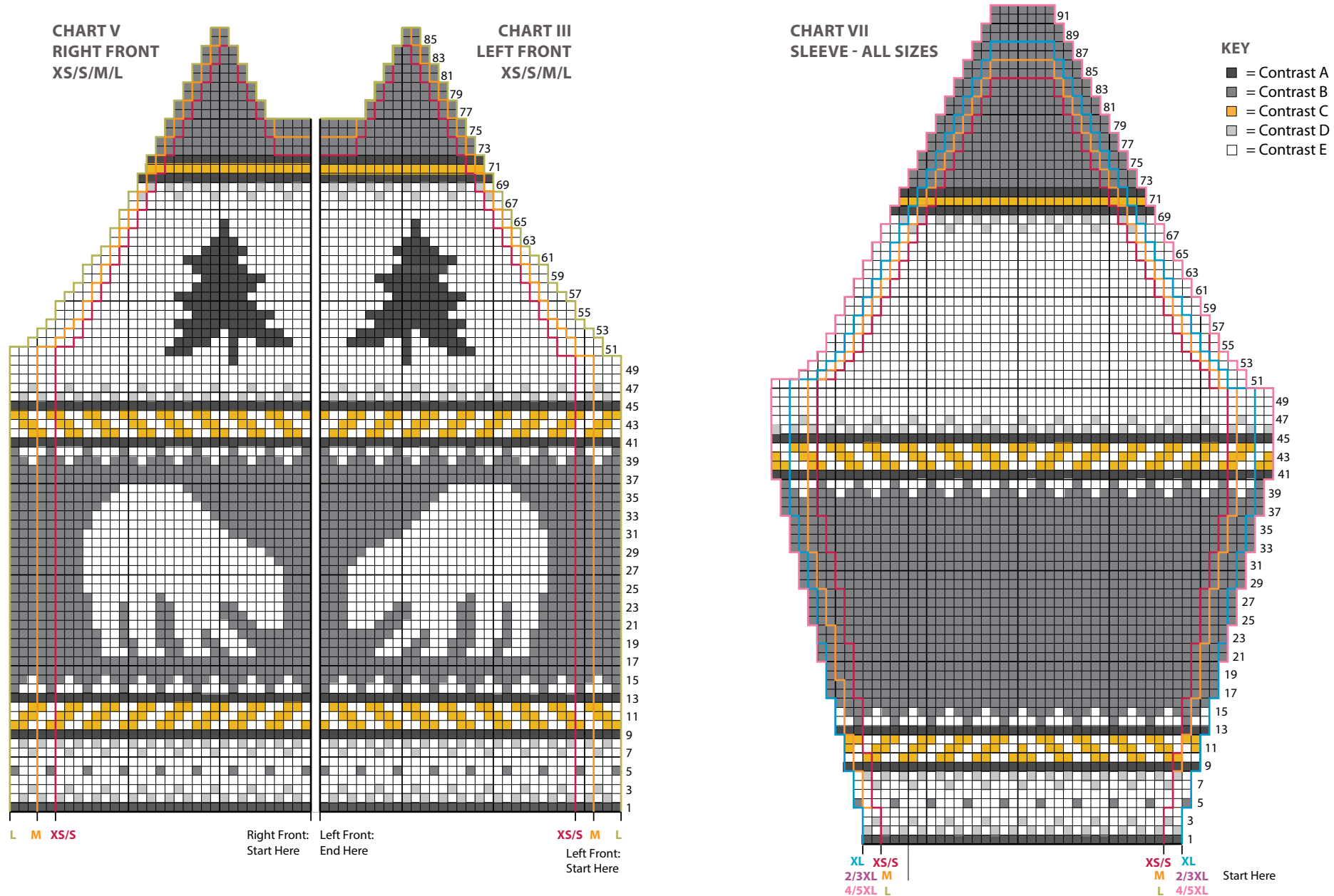
CHART I
BACK - XS/S/M/L



CHART II
BACK - XL/2/3XL/4/5XL



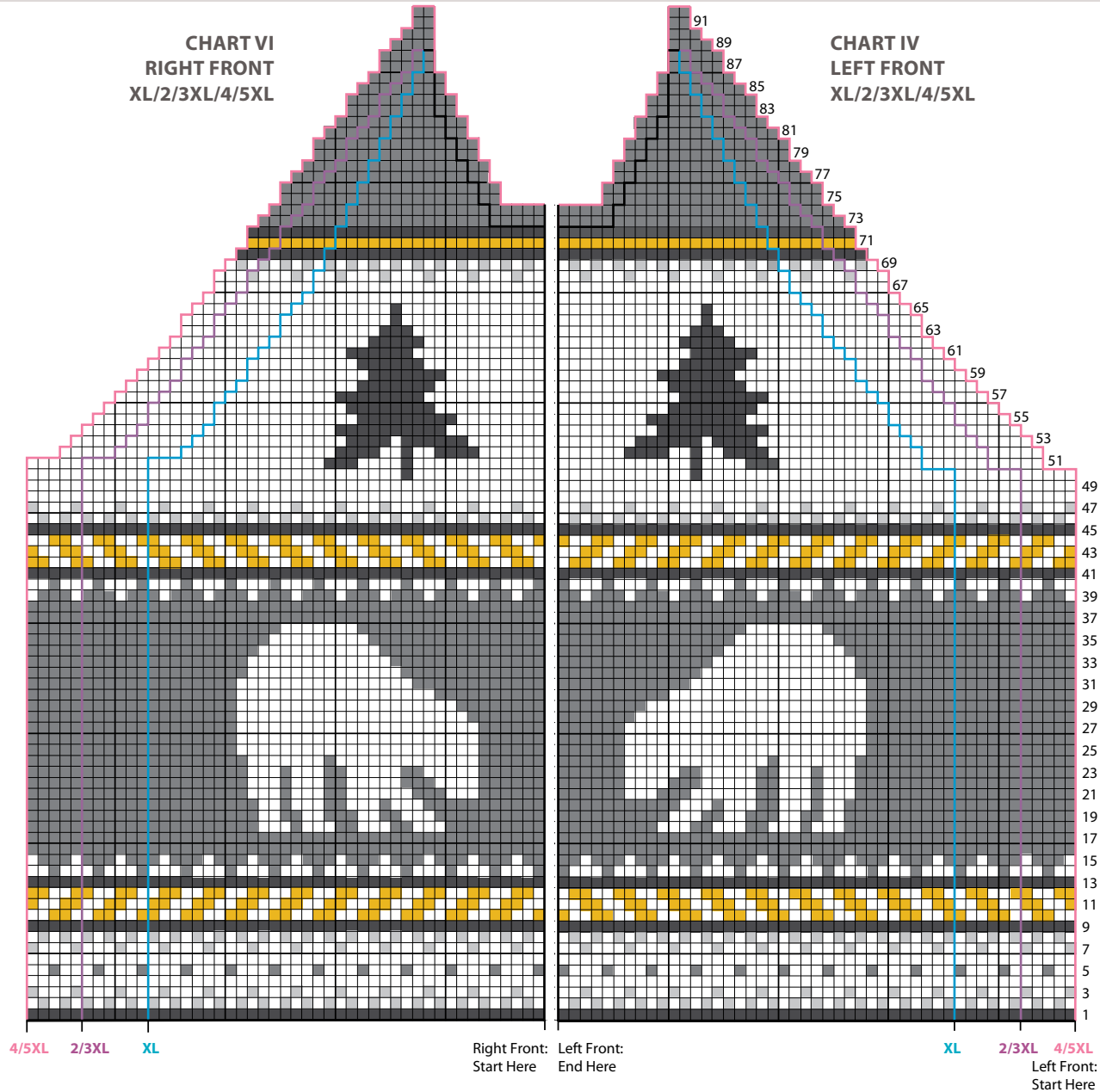
- KEY**
- = Contrast A
 - = Contrast B
 - = Contrast C
 - = Contrast D
 - = Contrast E



**CHART VI
RIGHT FRONT
XL/2/3XL/4/5XL**

**CHART IV
LEFT FRONT
XL/2/3XL/4/5XL**

- KEY**
- = Contrast A
 - = Contrast B
 - = Contrast C
 - = Contrast D
 - = Contrast E





Style 1



Style 2



Style 3