



MATERIALS

Caron® One Pound™ (16 oz/453.6 g; 812 yds/742 m)
Sky Blue (10508) **2 balls**

Size U.S. H/8 (5 mm) crochet hook **or size needed to obtain gauge.**

ABBREVIATIONS:

Approx = Approximate(ly)	3 times in next stitch. Yoh	RS = Right side
Beg = Begin(ning)	and draw through 4 loops	Sc = Single crochet
Ch = Chain(s)	on hook. Ch 1.	Sp = Space
Cluster = (Yoh and draw	Dc = Double crochet	Yoh = Yarn over hook
up a loop. Yoh and draw	Pat = Pattern	
through 2 loops on hook)	Rep = Repeat	

 CROCHET | SKILL LEVEL: **EASY**

MEASUREMENTS

Approx 38 x 44" [96.5 x 112 cm].

GAUGE

12 sc and 13 rows = 4" [10 cm].

INSTRUCTIONS

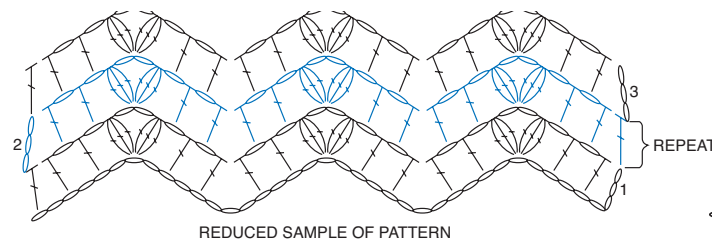
Ch 123.

1st row: (RS). 1 dc in 5th ch from hook (counts as skip 1 ch and 1 dc.). *Ch 1. Skip next ch. 1 dc in next ch. Ch 1. Skip next ch. (Cluster. Ch 2. Cluster) in next ch. (Ch 1. Skip next ch. 1 dc in next ch) twice. Skip next 3 ch. 1 dc in next ch. Rep from * to last 10 ch. Ch 1. Skip next ch. 1 dc in next ch. Ch 1. Skip next ch. (Cluster. Ch 2. Cluster) in next ch. (Ch 1. Skip next ch. 1 dc in next ch) twice. Skip next ch. 1 dc in last ch. Turn.




2nd row: Ch 3 (counts as dc.). *(1 dc in next ch-1 sp. Ch 1) twice. (Cluster. Ch 2. Cluster) in next ch-2 sp. (Ch 1. 1 dc in next ch-1 sp) twice. Rep from * to last 2 dc. Skip next dc. 1 dc in last dc. Turn.

Rep last row for pat until work from beg measures approx 44" [112 cm]. Fasten off.

DIAGRAM



KEY

 = chain (ch)
 = double crochet (dc)
 = Cluster